


What is a module?

CHRIS VANWORMER

CHRISTOFER.VANWORMER1@ITS.NY.GOV

What is a module?



What is a module?



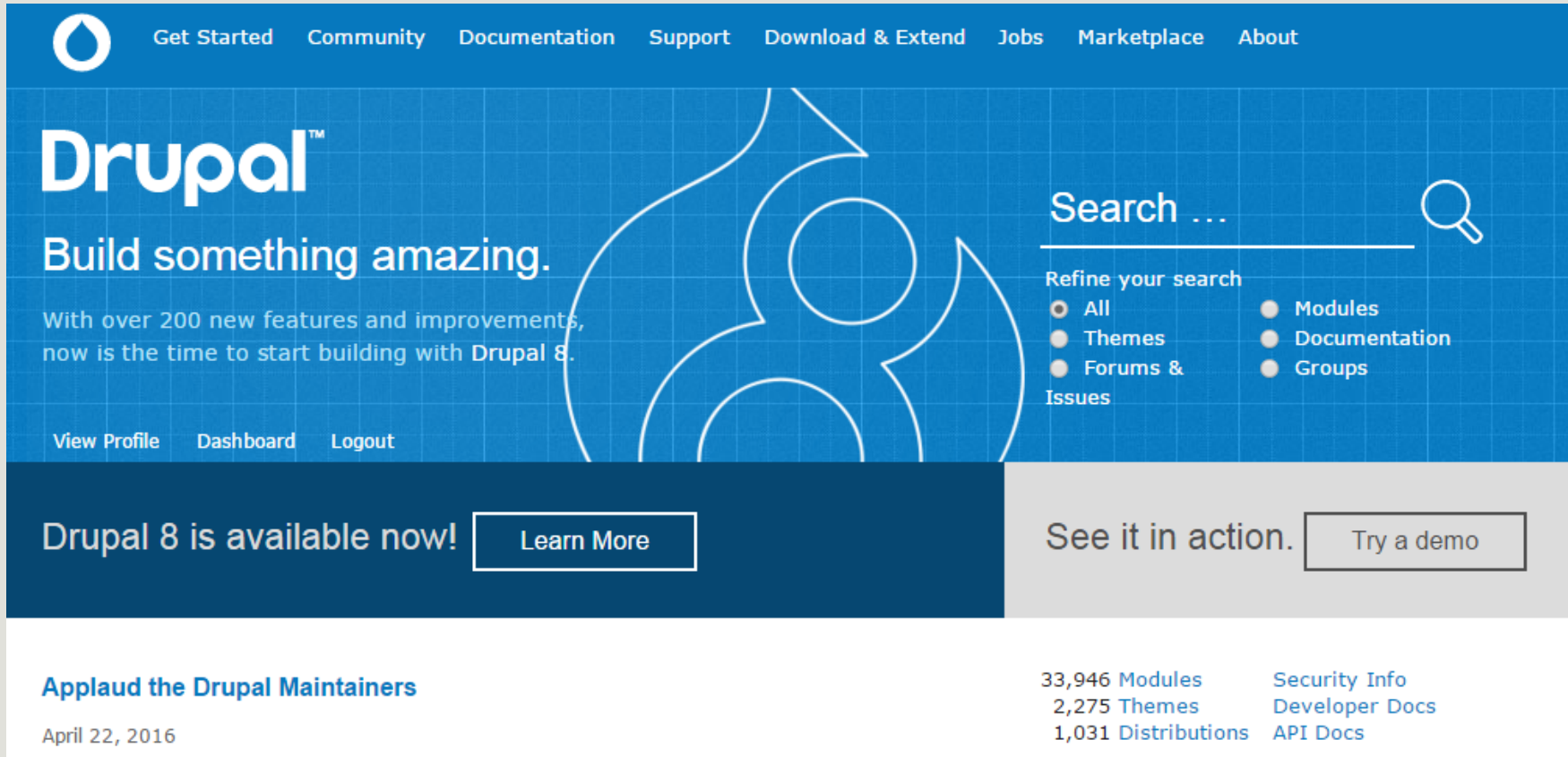
What is a module?

1. One of a set of parts than can be connected or combined to build or complete something
2. A part of a computer or computer program that does a particular job

- merriam-webster.com

How does this apply to Drupal?

How does this apply to Drupal?



The image is a screenshot of the Drupal 8 homepage. The header is a dark blue bar with the Drupal logo on the left and a navigation menu on the right. The main content area has a blue background with a white grid pattern and a large white outline of a person. The text 'Drupal™' is prominently displayed, followed by the tagline 'Build something amazing.' and a sub-headline about new features. A search bar is located on the right side of the main content area. Below the main content, there are two dark blue buttons: 'Learn More' and 'Try a demo'. The footer is a light gray bar with links to 'Applaud the Drupal Maintainers', '33,946 Modules', '2,275 Themes', '1,031 Distributions', 'Security Info', 'Developer Docs', and 'API Docs'.

Get Started Community Documentation Support Download & Extend Jobs Marketplace About

Drupal™

Build something amazing.

With over 200 new features and improvements, now is the time to start building with Drupal 8.

View Profile Dashboard Logout

Search ...

Refine your search

- All
- Themes
- Forums & Issues
- Modules
- Documentation
- Groups

Drupal 8 is available now! [Learn More](#)

See it in action. [Try a demo](#)

Applaud the Drupal Maintainers

April 22, 2016

33,946 Modules
2,275 Themes
1,031 Distributions

Security Info
Developer Docs
API Docs

How does this apply to Drupal?

Developer's perspective

```
1  <?php
2
3  @/** @file ...*/
4
11
12  @/**
13   * Implements hook_menu().
14   */
15  function nys_unav_menu() {
16    $items['admin/config/user-interface/nys-unav'] = array(
17      'title' => 'NYS Universal Navigation',
18      'description' => 'Configure NYS Universal Navigation Header and Footer',
19      'page_callback' => 'drupal_get_form',
20      'page_arguments' => array('nys_unav_admin_settings'),
21      'access_arguments' => array('administer nys_unav'),
22      'type' => MENU_NORMAL_ITEM,
23      'file' => 'nys_unav.admin.inc',
24    );
25    return $items;
26  }
27
28  @/**
29   * Implements hook_block_info().
30   */
31  function nys_unav_block_info() {
32    // If automatic insertion is enabled, don't show block options.
33    if (variable_get('nys_unav_auto', FALSE)) {
34      return array();
35    }
36    $blocks = array(
37      'nys_unav_header' => array(
38        // The name that will appear in the block list.
39        'info' => t('NYS uNav Header'),
40        // Disable caching in MVP.
41        'cache' => DRUPAL_NO_CACHE,
42      ),
```

How does this apply to Drupal?

Site builder perspective

All
120 of 224

Recent
No modules were enabled or disabled within the last week.

New

Acquia Connector

Acquia Network Connector

Administration







Advanced CSS/JS Aggregation

Chaos tool suite

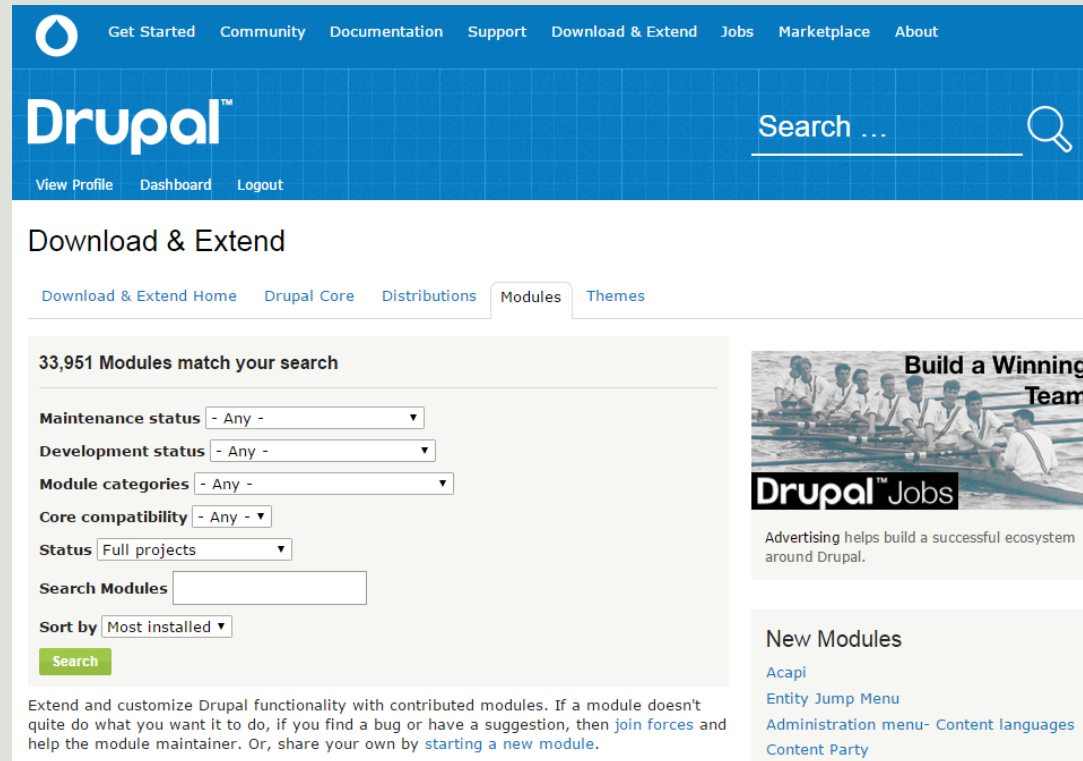
Core

Search

☐ Enabled ☐ Disabled ☐ Required ☐ Unavailable

Name	Description	Links
 Acquia agent (acquia_agent)	▶ Allows Drupal to securely communicate with Acquia Insight, and checks for updates to Acquia Drupal.	Help ▼
 Acquia Purge (acquia_purge)	▶ Top-notch Varnish purging on Acquia Cloud!	Permissions
 Acquia search (acquia_search)	▶ Provides integration between your Drupal site and Acquia's hosted search service.	
 Acquia Site Profile Information (acquia_spi)	▶ Sends detailed information about your Drupal site (status, info, debugging, etc...) to Acquia Insight.	
 Actions permissions (VBO) (actions_permissions)	▶ Provides permission-based access control for actions. Used by Views Bulk Operations.	
 Administration Development tools (admin_devel)	▶ Administration and debugging functionality for developers and site builders.	

How does this apply to Drupal?



The screenshot shows the Drupal.org website interface. At the top is a blue navigation bar with the Drupal logo and links: Get Started, Community, Documentation, Support, Download & Extend, Jobs, Marketplace, and About. Below this is a white header with the 'Drupal' logo, a search bar with the text 'Search ...', and links for 'View Profile', 'Dashboard', and 'Logout'. The main content area is titled 'Download & Extend' and has tabs for 'Download & Extend Home', 'Drupal Core', 'Distributions', 'Modules' (which is active), and 'Themes'. The 'Modules' tab shows '33,951 Modules match your search'. On the left, there are several filter dropdowns: 'Maintenance status' (set to '- Any -'), 'Development status' (set to '- Any -'), 'Module categories' (set to '- Any -'), 'Core compatibility' (set to '- Any -'), and 'Status' (set to 'Full projects'). There is also a 'Search Modules' text input and a 'Sort by' dropdown set to 'Most installed'. A green 'Search' button is at the bottom of the filters. To the right of the filters is a sidebar. The top part of the sidebar has a banner for 'Build a Winning Team' with the text 'Drupal™ Jobs' and a sub-headline 'Advertising helps build a successful ecosystem around Drupal.' Below this is a section titled 'New Modules' with a list of links: 'Acapi', 'Entity Jump Menu', 'Administration menu- Content languages', and 'Content Party'.

Download & Extend

Download & Extend Home Drupal Core Distributions **Modules** Themes

33,951 Modules match your search

Maintenance status - Any -

Development status - Any -

Module categories - Any -

Core compatibility - Any -

Status Full projects

Search Modules

Sort by Most installed

Search

Extend and customize Drupal functionality with contributed modules. If a module doesn't quite do what you want it to do, if you find a bug or have a suggestion, then [join forces](#) and help the module maintainer. Or, share your own by [starting a new module](#).

Build a Winning Team

Drupal™ Jobs

Advertising helps build a successful ecosystem around Drupal.

New Modules

- [Acapi](#)
- [Entity Jump Menu](#)
- [Administration menu- Content languages](#)
- [Content Party](#)

https://www.drupal.org/project/project_module

What can a module do?

What can a module do?

Views

- Top contributed module
- Allows to easily create lists of content from any type of content
- Ex: a list of upcoming events, a list of top products, a list of favorites...






















Pathauto

- Another top contributed module
- Easily define patterns for content URL paths
- Ex: `.com/node/45` -> `.com/articles/title-of-the-article`












How do we utilize these
modules?

How do we utilize these modules?

Drupal 7

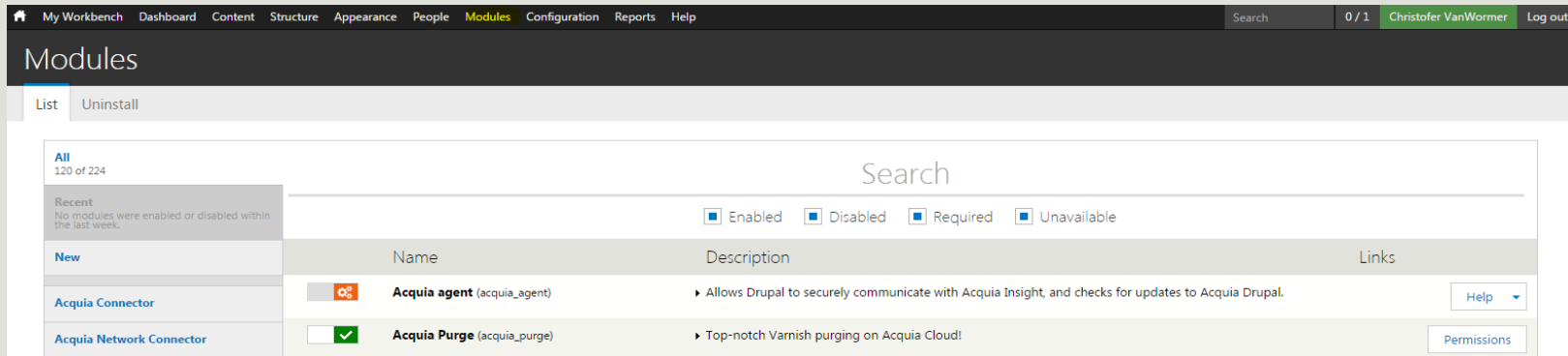
- ▶  acquia-utils
- ▶  btests
- ▼  docroot
 - ▶  autodiscover
 -  files
 - ▶  includes
 - ▶  misc
 - ▶  modules
 - ▶  profiles
 - ▶  scripts
 - ▼  sites
 - ▼  all
 - ▶  libraries
 - ▼  modules
 - ▼  contrib
 - ▶  acquia_connector
 - ▶  acquia_purge
 - ▶  admin_menu
 - ▶  admin_views
 - ▶  adminimal_admin_menu
 - ▶  advagg

Drupal 8



- ▶  core
- ▼  modules
 - ▶  amberalert
 - ▶  composer
 - ▶  ctools
 - ▶  ds
 - ▶  easy_breadcrumb
 - ▶  layout_plugin
 - ▶  masquerade
 - ▶  nys_global_nav
 - ▶  nys_global_nav_d8

How do we utilize these modules?

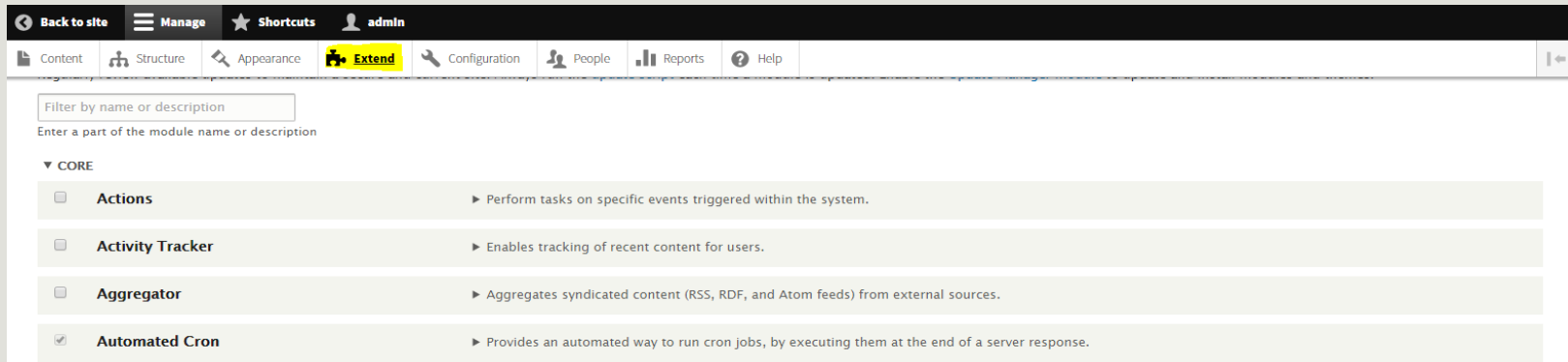
Drupal 7



The screenshot shows the Drupal 7 Modules administration page. The top navigation bar includes links for My Workbench, Dashboard, Content, Structure, Appearance, People, Modules (highlighted), Configuration, Reports, and Help. A search bar and user information (0 / 1 Christofer VanWormer, Log out) are on the right. The main heading is "Modules". Below it are tabs for "List" (selected) and "Uninstall". A sidebar on the left shows "All 120 of 224" modules, a "Recent" section, and a "New" section with links for "Acquia Connector" and "Acquia Network Connector". The main content area has a search bar and filters for Enabled, Disabled, Required, and Unavailable. A table lists modules with columns for Name, Description, and Links.

Name	Description	Links
 Acquia agent (acquia_agent)	Allows Drupal to securely communicate with Acquia Insight, and checks for updates to Acquia Drupal.	Help
 Acquia Purge (acquia_purge)	Top-notch Varnish purging on Acquia Cloud!	Permissions

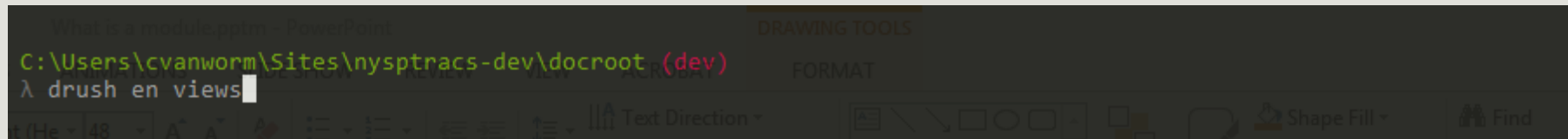
Drupal 8



The screenshot shows the Drupal 8 Modules administration page. The top navigation bar includes links for Back to site, Manage, Shortcuts, and admin. Below it are tabs for Content, Structure, Appearance, Extend (highlighted), Configuration, People, Reports, and Help. A search bar is present. The main heading is "Filter by name or description". Below it is a section for "CORE" modules, which are listed in a table with checkboxes for enabling/disabling.

Module Name	Description
<input type="checkbox"/> Actions	Perform tasks on specific events triggered within the system.
<input type="checkbox"/> Activity Tracker	Enables tracking of recent content for users.
<input type="checkbox"/> Aggregator	Aggregates syndicated content (RSS, RDF, and Atom feeds) from external sources.
<input checked="" type="checkbox"/> Automated Cron	Provides an automated way to run cron jobs, by executing them at the end of a server response.

How do we utilize these modules?



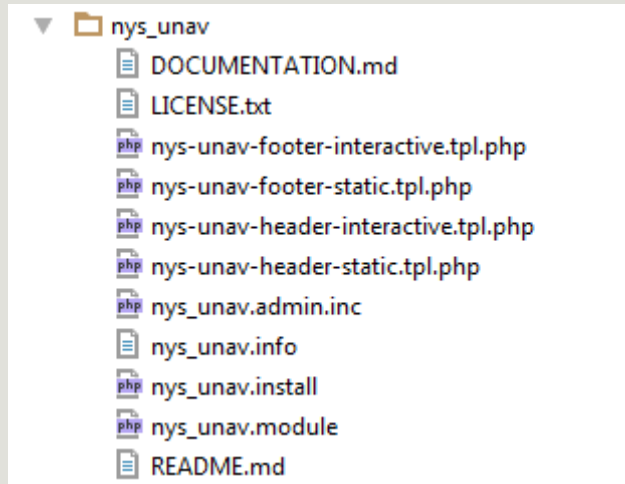
The image shows a terminal window with a dark background. The title bar reads "What is a module.pptm - PowerPoint". The terminal prompt is `C:\Users\cvanworm\Sites\nysptracs-dev\docroot (dev)`. The command `λ drush en views` has been entered, and a cursor is visible at the end of the line. Below the terminal window, a portion of a PowerPoint toolbar is visible, showing icons for text direction, drawing tools, and shape fill.

```
What is a module.pptm - PowerPoint  
C:\Users\cvanworm\Sites\nysptracs-dev\docroot (dev)  
λ drush en views
```

How is all of this working?

How is all of this working?

- NYS Unav Drupal 7 module
- Made up of 8 functional files



How is all this working?

.info file

```
1  name = NYS uNav
2  description = Add blocks and support to display the NYS Universal Navigation
3  core = 7.x
4
5  package = NYS
6  configure = admin/config/user-interface/nys-unav
7  ; Information added by Drupal.org packaging script on 2016-02-04
8  version = "7.x-1.x-dev"
9  core = "7.x"
10 project = "nys_unav"
11 timestamp = "1454592240"
12
13
```

How is all this working?

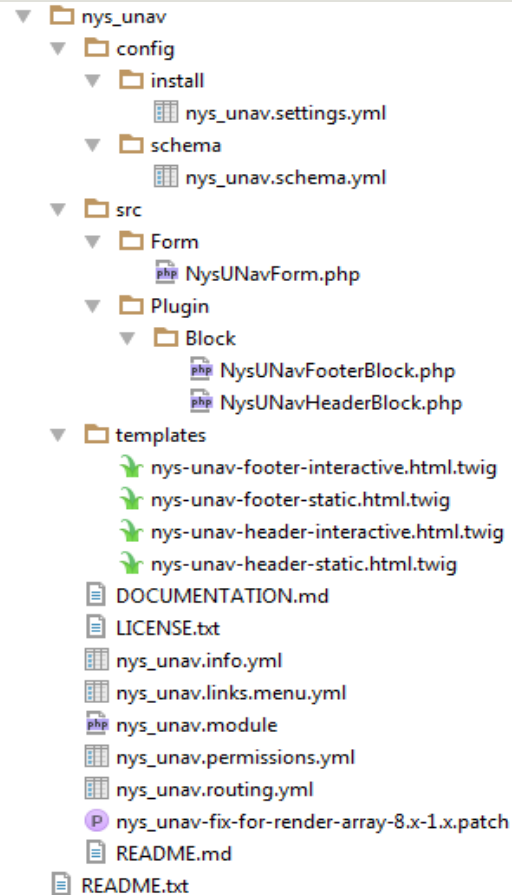
.module file

```
1  <?php
2
3  /** @file ...*/
4
11
12  /**
13   * Implements hook_menu().
14   */
15  function nys_unav_menu() {
16    $items['admin/config/user-interface/nys-unav'] = array(
17      'title' => 'NYS Universal Navigation',
18      'description' => 'Configure NYS Universal Navigation Header and Footer',
19      'page_callback' => 'drupal_get_form',
20      'page_arguments' => array('nys_unav_admin_settings'),
21      'access_arguments' => array('administer nys_unav'),
22      'type' => MENU_NORMAL_ITEM,
23      'file' => 'nys_unav.admin.inc',
24    );
25    return $items;
26  }
27
```

```
28  /**
29   * Implements hook_block_info().
30   */
31  function nys_unav_block_info() {
32    // If automatic insertion is enabled, don't show block options.
33    if (variable_get('nys_unav_auto', FALSE)) {
34      return array();
35    }
36    $blocks = array(
37      'nys_unav_header' => array(
38        // The name that will appear in the block list.
39        'info' => t('NYS uNav Header'),
40        // Disable caching in MVP.
41        'cache' => DRUPAL_NO_CACHE,
42      ),
43      'nys_unav_footer' => array(
44        // The name that will appear in the block list.
45        'info' => t('NYS uNav Footer'),
46        // Disable caching in MVP.
47        'cache' => DRUPAL_NO_CACHE,
48      ),
49    );
50    return $blocks;
51  }
52
```

How is all this working?

- NYS Unav Drupal 8 module
- Made up of many more files



How is all this working?

.info.yml file

```
1  name: 'NYS_uNav'
2  type: module
3  description: 'Add blocks and support to display the NYS Universal Navigation'
4  core: 8.x
5  package: NYS
6  configure: nys_unav.form
```

So this is great!

Where is all this coming from?

- You
- Colleagues
- Bob down the street
- Susie in Nebraska

Where is all this coming from?

Views

[View](#) [Version control](#) [Revisions](#) [Automated Testing](#)

Posted by [merlinofchaos](#) on *November 25, 2005 at 3:34pm*

You need Views if

- You like the default front page view, but you find you want to sort it differently.
- You like the default taxonomy/term view, but you find you want to sort it differently; for example, alphabetically.
- You use /tracker, but you want to restrict it to posts of a certain type.
- You like the idea of the 'article' module, but it doesn't display articles the way you like.
- You want a way to display a block with the 5 most recent posts of some particular type.
- You want to provide 'unread forum posts'.
- You want a monthly archive similar to the typical Movable Type/Wordpress archives that displays a link to the in the form of "Month, YYYY (X)" where X is the number of posts that month, and displays them in a block. The links lead to a simple list of posts for that month.

Views can do a lot more than that, but those are some of the obvious uses of Views.

Maintainers for Views

[dawehner](#) - 2931 commits
last: 3 hours ago, first: 6 years ago

[colan](#) - 4 commits
last: 2 months ago, first: 1 year ago

[damiankloip](#) - 354 commits
last: 4 months ago, first: 3 years ago

[dww](#) - 29 commits
last: 11 months ago, first: 8 years ago

[merlinofchaos](#) - 3243 commits
last: 1 year ago, first: 10 years ago

[View all committers](#)

[View commits](#)

That's it!

Thank you everyone.

Chris VanWormer
Christofer.vanwormer1@its.ny.gov
Drupal: chrisvanwormer